

# Inpatient Margin Report

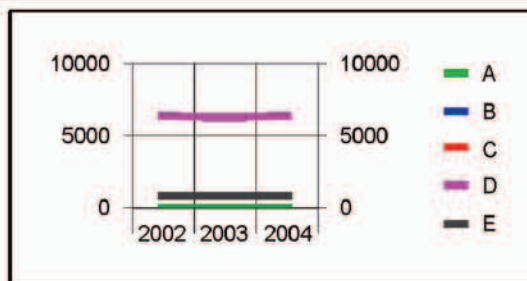
148 Major small & large bowel procedures

## Key indicators

	Discharges (volume)	ALOS	Case Mix Index	Charge Per Admit	Allowed Per Admit	Cost Per Admit	Margin Per Admit
A Sample Hospital A	86	15.7	1.480	\$57,673	\$17,638	\$17,360	\$278
B Sample Hospital B	21	16.0	1.147	\$51,214	\$17,991	\$14,903	\$3,088
C Sample Hospital C	56	14.8	1.441	\$82,984	\$20,467	\$27,960	-\$7,493
D Sample State	6,422	11.3	0.000	\$44,857	\$19,246	\$19,690	-\$444
E Sample CBSA	896	11.5	0.000	\$47,299	\$19,466	\$20,804	-\$1,338

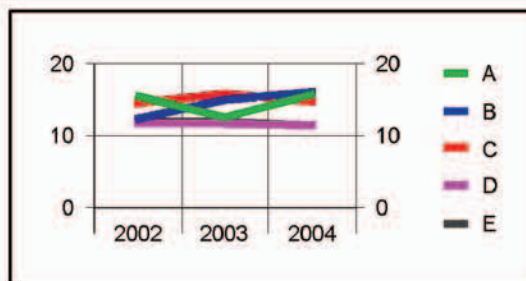
## Discharges (Visits)

	2002	2003	2004
A Sample Hospital A	64	69	86
B Sample Hospital B	14	27	21
C Sample Hospital C	52	54	56
D Sample State	6,320	6,204	6,422
E Sample CBSA	906	844	896



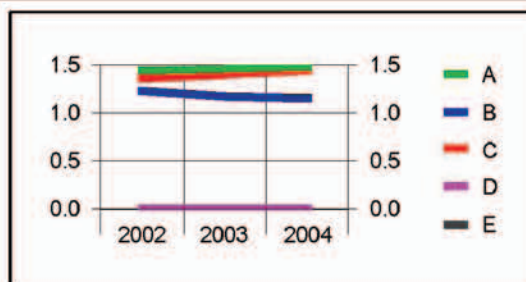
## Average Length of Stay

	2002	2003	2004
A Sample Hospital A	15.5	12.6	15.7
B Sample Hospital B	12.3	15.0	16.0
C Sample Hospital C	14.6	15.7	14.8
D Sample State	11.6	11.6	11.3
E Sample CBSA	11.9	12.0	11.5



## Provider Case Mix Index

	2002	2003	2004
A Sample Hospital A	1.443	1.464	1.480
B Sample Hospital B	1.216	1.167	1.147
C Sample Hospital C	1.351	1.394	1.441
D Sample State	0.000	0.000	0.000
E Sample CBSA	0.000	0.000	0.000



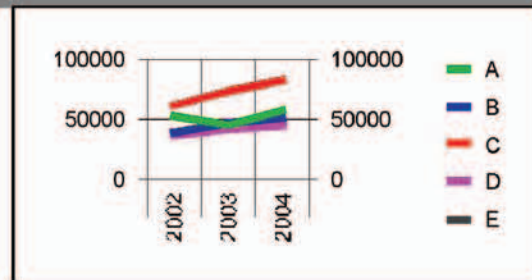
# Inpatient Margin Report

148 Major small & large bowel procedures

Financial

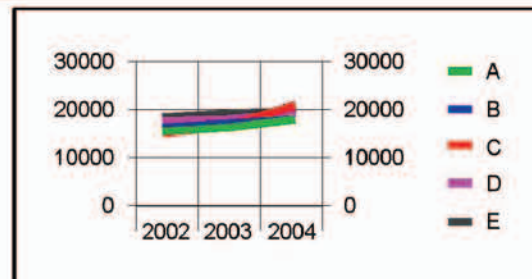
## Charge Per Admit

	2002	2003	2004
A Sample Hospital A	\$52,439	\$45,640	\$57,673
B Sample Hospital B	\$39,562	\$46,059	\$51,214
C Sample Hospital C	\$61,581	\$73,495	\$82,984
D Sample State	\$37,054	\$41,570	\$44,857
E Sample CBSA	\$37,851	\$43,211	\$47,299



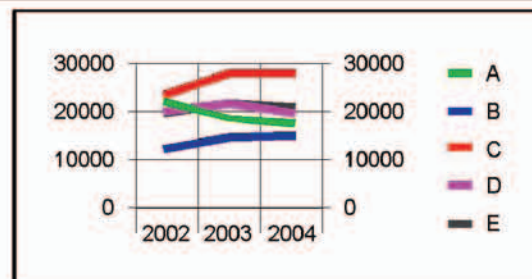
## Allowed Amount Per Admit

	2002	2003	2004
A Sample Hospital A	\$15,275	\$16,099	\$17,638
B Sample Hospital B	\$16,145	\$16,875	\$17,991
C Sample Hospital C	\$15,279	\$16,714	\$20,467
D Sample State	\$17,664	\$17,787	\$19,246
E Sample CBSA	\$18,232	\$19,192	\$19,466



## Cost Per Admit

	2002	2003	2004
A Sample Hospital A	\$21,750	\$18,511	\$17,360
B Sample Hospital B	\$12,422	\$14,463	\$14,903
C Sample Hospital C	\$23,470	\$27,932	\$27,960
D Sample State	\$19,888	\$21,752	\$19,690
E Sample CBSA	\$19,771	\$21,686	\$20,804



## Margin Per Admit (Allowed - Cost)

	2002	2003	2004
A Sample Hospital A	-\$6,475	-\$2,412	\$278
B Sample Hospital B	\$3,723	\$2,412	\$3,088
C Sample Hospital C	-\$8,191	-\$11,218	-\$7,493
D Sample State	-\$2,224	-\$3,965	-\$444
E Sample CBSA	-\$1,539	-\$2,493	-\$1,338

